

**Entleerungs-
Entnahme-Filterdüsen**

**Drain-
Nozzles**

**Crépines
de drainage**

**Toberas
de drenaje**

Montagebeispiel

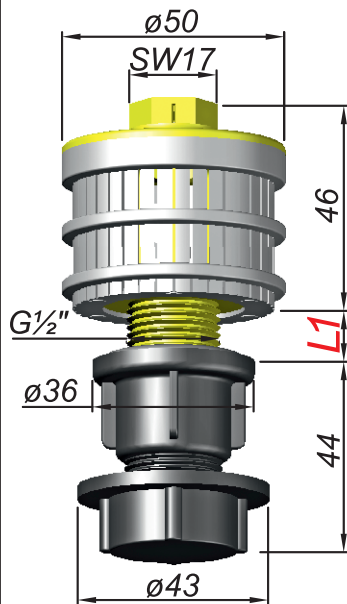
Installation
procedure

Exemple
de montage

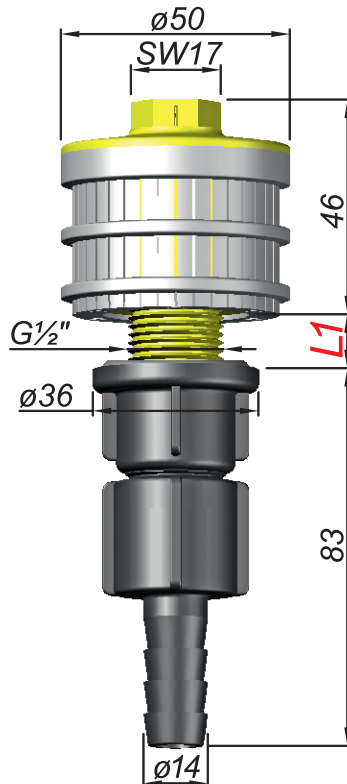
Ejemplo
de montaje



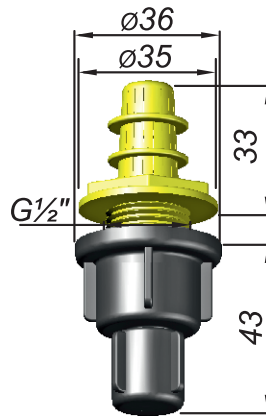
Typ EDK



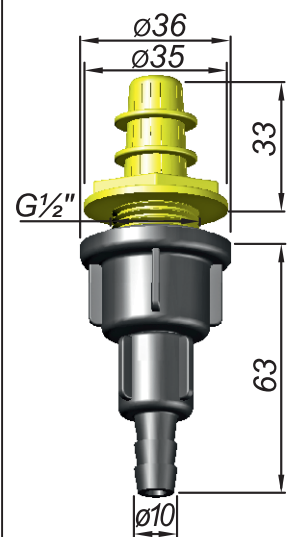
Typ ED



Typ EHK



Typ EH



Bestellung Ordering Commande Encargo	Typ Type Type Tipa	Schlitze Slots Fentes Ranuras
---	-----------------------------	--

Bodenstärke Plate thickness Epaisseur du plancher Espesor placa	L1
--	-----------

Bestellung Ordering Commande Encargo	Typ Type Type Tipa
---	-----------------------------

Bestellung Ordering Commande Encargo	Typ Type Type Tipa
---	-----------------------------

	ED EDK	36 x 0,2 = 1,37 cm ² 36 x 0,5 = 3,42 cm ²
--	-------------------	--

Nach Angabe
according detail
selon détails
adecuado detalle

	EHK-0,2
--	----------------

	EH-0,2
--	---------------